

Poziom
średnio zaawansowany
zaawansowany

Angielski

Grammar Practice

Podręcznik z ćwiczeniami

E-book
+ mp3

Dorota Guzik
Dominiuka Tkaczyk



nauka i multimedia

Angielski

Grammar Practice

Ebook + mp3

FRAGMENT

Podręcznik z ćwiczeniami

Dorota Guzik
Dominika Tkaczyk



Autorzy: **Dorota Guzik, Dominika Tkaczyk**
Konsultacja językowa: **Tadeusz Z. Wolański**
Lektorzy: **Maybe Theatre Company**
Realizacja i opracowanie nagrań: **Studio MTS Mariusz Zaczkowski**
Projekt okładki: **Paweł Lewinowicz**













© DIM Nauka i Multimedia, 2015

ISBN: 978-83-8006-049-4

DIM Nauka i Multimedia
ul. Milskiego 1; 80-809 Gdańsk
www.audiokursy.pl
e-mail: info@dimnim.pl
tel. 58 324-91-51

Wszelkie prawa zastrzeżone. Reprodukowanie, kopiowanie w urządzeniach przetwarzania danych, odtwarzanie w jakiegokolwiek formie oraz wykorzystywanie w wystąpieniach publicznych w całości lub w części

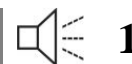
Spis treści

	Strona	Ścieżka mp3
	E-book	Audiobook
Lesson 1. Conditionals types: 0, 1, 2	5	 1-6
Lesson 2. Conditionals type 3 & mixed	10	 7-12
Lesson 3. Unreal time: wish/if only/suppose/ supposing/it's time	15	 13-18
Lesson 4. Would rather/would prefer/prefer	20	 19-24
Lesson 5. The Passive	25	 25-30
Lesson 6. The Passive & causative have	30	 31-36
Lesson 7. Reported Speech	36	 37-42
Lesson 8. Reported Speech. Introductory verbs	41	 43-48
Lesson 9. Modal verbs: can/could/may/might	47	 49-54
Lesson 10. Modal verbs: must/have to/need	53	 55-60
Lesson 11. Relative clauses	59	 61-66
Lesson 12. Clauses of contrast / Clauses of reason / Clauses of result / Clauses of purpose	64	 67-72
Glossary	71	

LESSON 1. CONDITIONALS – TYPES: 0, 1, 2

Okresów warunkowych używamy w celu wyrażenia czynności uzależnionych od spełnienia określonych warunków. Podstawowym spójnikiem łączącym zdanie główne z podrzędnym jest spójnik **if** – *jeśli/gdyby*.

Exercise 1



Read / Listen to the dialogue.

- Mum, I'm hungry!
- Well, if you give me an hour, I will make you something special.
- But if it is going to take so long, I will be late for my evening classes.
- It will take even longer unless you help me.
- Mum, you know that if I try to cook, it always ends in disaster!
- Darling, it wouldn't be so if you listened to what I say.
- Mum, if we continue this conversation, I will die of starvation.
- All right, if we both start now, the dinner will be ready in no time.
- Then I will help you as long as you don't shout at me.
- I will not shout provided that you follow my instructions carefully.
- I would always do what you say if you were more patient with me.
- I would be patient if you weren't so clumsy!
- You know what? If I start helping you, we will have a big fight again.
- Yeah, I think we will be better off if we order a pizza.

Okresu warunkowego typu 0 używamy, chcąc wyrazić ogólne prawdy, zjawiska stałe oraz zjawiska naukowe. W obu zdaniach używamy czasu **Present Simple**. Spójnik **if** możemy zastąpić słówkiem **when**. *If I sleep, I need silence.* - *Kiedy śpię, potrzebuję ciszy.*

Exercise 2. Type 0 Conditional



Complete the sentences with the correct form of the verbs in brackets.

1. If I (**try**) to cook, it always (**end**) in disaster.
2. When he (**eat**) dairy products, he (**get**) spots all over his body.
3. If you (**not water**) your plants regularly, they (**die**).
4. When you (**warm**) up ice, it (**start**) to melt.
5. When winter (**approach**), bears (**look for**) a place to sleep.
6. If she (**get**) frustrated, she always (**shouts**) at her colleagues.

Listen and repeat the sentences.



Okresu warunkowego typu 1 używamy, chcąc wyrazić warunek, który należy do przyszłości i prawdopodobnie zostanie spełniony. Po spójniku **if** używamy czasu **Present Simple**, a w zdaniu głównym czasu **Future Simple**, np.: *If you **don't try**, you **will regret** it.* – *Jeśli nie spróbujesz, będziesz żałować.*

Spójnik **if** można zastąpić spójnikami: **providing, provided (that), on condition (that), as long as**. **Unless** oznacza **if not**. Czasownik po **unless** zawsze używany jest w formie twierdzącej. *Unless you **try**, you **will regret** it.*

Exercise 3. Type 1 Conditional



Finish the sentences, used to express real or very probable situations in the present or future using the expressions from the box.

call the police	catch the train	book the tickets in advance
reach a compromise with the striking workers	make something special	take care of my dog

1. If you give me an hour,
2. We will be able to attend this concert provided that
3. Unless you let me in immediately,
4. I will let you use my flat on condition that
5. The prime minister will resign from his office unless
6. Unless you leave now,

Practise the examples with the recording.



Okresu warunkowego typu 2 używamy, chcąc wyrazić warunek należący do teraźniejszości, mało możliwy lub całkowicie nierealny. Po spójniku **if** używamy czasu **Past Simple**, a w zdaniu głównym konstrukcji **would/could/might + bezokolicznik**, np.: *If we **had** more money, we **would live** in a house with a garden.* – *Gdybyśmy mieli więcej pieniędzy, mieszkalibyśmy w domu z ogrodem (ale nie mamy).* W zdaniach warunkowych typu 2 możemy użyć **were** zamiast **was** we wszystkich osobach, np.: *If I **were** you, I **wouldn't do** it.* – *Na twoim miejscu nie robiłbym tego.*

Exercise 4. Type 2 Conditional



Answer the questions about imaginary situations unlikely to happen in the present or future using the prompts given.

1. What would you do if you suddenly inherited a lot of money?
(to buy a Porsche)

.....

2. Where would you go if you could choose the trip of your life?

(to go to Egypt)

.....

3. How would you react if you saw someone shoplifting?

(to inform the security staff)

.....

4. In what circumstances would you consider having plastic surgery?

(to have a scar)

.....

5. Would you ever buy a pet?

(to own a garden)

.....

6. Would you try bungee-jumping?

(to be afraid of heights)

.....

Practise the examples with the recording.



4

Exercise 5. Conditionals – joining words and expressions



Transform the conditionals using the given expressions that can replace *if*.

1. If you heat water, it evaporates.

(when)

.....

2. I will not join this club if I don't get a formal invitation.

(unless)

.....

3. I will lend you the money if you promise to give it back by next month.

(provided that)

.....

4. I would help you solve the problem if I knew the answer.

(providing)

.....

5. They will sponsor our project if we come up with a reasonable business plan.

(as long as)

.....

6. If she doesn't accept my offer, I will withdraw.
(unless)

.....

Practise the examples with the recording.



W zdaniach warunkowych typu 1 w zdaniu głównym zamiast **Future Simple** można również użyć trybu rozkazującego, np.: *If you **hear** something suspicious, **call** the police.* – *Jeśli usłyszysz coś podejrzanego, zadzwoń na policję.* oraz czasowników modalnych **can/could/may/might/must/should** + **bezokolicznik**, np.: *If you **don't take** a raincoat, you **may get** soaked.* – *Jeżeli nie weźmiesz płaszcza, możesz przemoknąć.*

Exercise 6. Conditionals with the imperative and modal verbs



Put the words in the correct order to make the conditionals with the imperative or the modal verbs.

- you / some / don't / If / need / tell / us / hesitate / , / money / to /
.....
- If / in / , / fill / are / applying / you / form / interested / this / in / .
.....
- later / they / If / too / , / packing / time / may / they / little / don't / have / start / .
.....
- must / contest / , / If / preparing / wants / in / this / to / part / she / take / start / now / she / .
.....
- might / chance / If / even / to / another / give / disappointed / I / you / get / , / I / more / agree / .
.....
- me / information / If / after / I / six / you / for / more / you / call / , / should / have / .
.....
- get / , / you / gloves / don't / can / take / frostbite / you / If / your / .
.....
- outside / If / sleeping / you / could / this / , / end / lose / up / you / key / .
.....

Listen and repeat the sentences.



KEY

Ex. 2

1. try; ends
2. eats; gets
3. don't water; die
4. warm; starts
5. approaches; look for
6. gets; shouts

Ex. 3

1. I'll make you something special.
2. we book the tickets in advance.
3. I will call the police.
4. you take care of my dog while I'm away.
5. he reaches a compromise with the striking workers.
6. you will not catch your train.

Ex. 4

1. If I inherited a lot of money, I would buy a Porsche.
2. If I could choose the trip of my life, I would go to Egypt.
3. If I saw someone shoplifting, I would inform the security staff.
4. I might consider having plastic surgery if I had a bad scar on my face.
5. I could buy a pet if I owned a big garden.
6. I would try bungee-jumping if I wasn't afraid of heights.

Ex. 5

1. When you heat water, it evaporates.
2. I will not join this club unless I get a formal invitation.
3. I will lend you the money provided that you promise to give it back by next month.
4. I would help you solve the problem providing I knew the answer.
5. They will sponsor our project as long as we come up with a reasonable business plan.
6. Unless she accepts my offer, I will withdraw.

Ex. 6

1. If you need some money, don't hesitate to tell us.
2. If you are interested in applying, fill in this form.
3. If they don't start packing, they may have too little time later.
4. If she wants to take part in this contest, she must start preparing now.
5. If I agree to give you another chance, I might get even more disappointed.
6. If you call me after six, I should have more information for you.
7. If you don't take your gloves, you can get frostbite.
8. If you lose this key, you could end up sleeping outside.